



INSPIRATION
at your door

— IDEABOOK —

Simpson[®]
Door Company

simpsondoor.com



INSPIRATION *at your door*[®]

There's a reason why a welcome mat is placed at the foot of a door. A door is the warm greeting as you enter the home. Conversely it is the welcoming promise of the world beyond as you leave those walls behind. The closing of a door can bring comfort and security. The opening leads to possibilities and wonder. As the first and last impression, a door is not only representative of your creativity and style, but it's something that helps transport you to and from life's events. Choose the right door and welcome beauty, elegance, character, and of course, unparalleled quality to your life.



7081 Dutch
with WaterBarrier[®] technology





Featured Project: Brett & Kara Phillips
Fort Worth, TX • @brettandkara

37504
with WaterBarrier® technology

7081 Dutch
with WaterBarrier® technology



77504 Nantucket

77802 sidelights, shown in Douglas Fir with Seedy Baroque glass


© Manor Homes

Table of Contents

SIMPSONDOOR.COM	8
DESIGN TOOLS	9
HOW TO ORDER	10
4 PATHWAYS TO YOUR PERFECT DOOR	12
EXTERIOR DOOR UPGRADES	14
Nantucket Collection™	15
WaterBarrier® Technology	17
UltraBlock® Technology	17
CONCEPT® CUSTOM DOOR GALLERY	18
COLLECTIONS BY ARCHITECTURAL STYLE	24
Modern Farmhouse	24
Modern	30
Craftsman	36
Traditional	42
Coastal	48
Cottage	54
Colonial	60
Southwestern	62
Victorian	64
RESOURCES	66
Care & Finishing	66
Warranties	67
Index	68



4974 (Left), 4977 (Right), shown in Douglas Fir with UltraBlock® technology © Charming Detroit



4967, shown in Douglas Fir with UltraBlock® technology © Visitana Collection and Public 311 Design



37104, shown in Sapele Mahogany with Narrow Reed glass and UltraBlock® technology



Top: 720 Double Pocket, shown in White Oak
Bottom: 720, shown in White Oak



Top: 7421 Double, shown in Oak with UltraBlock® technology © JRP Design & Remodel

7405, shown in Douglas Fir with Narrow Reed glass and UltraBlock® technology

You had us at hello.

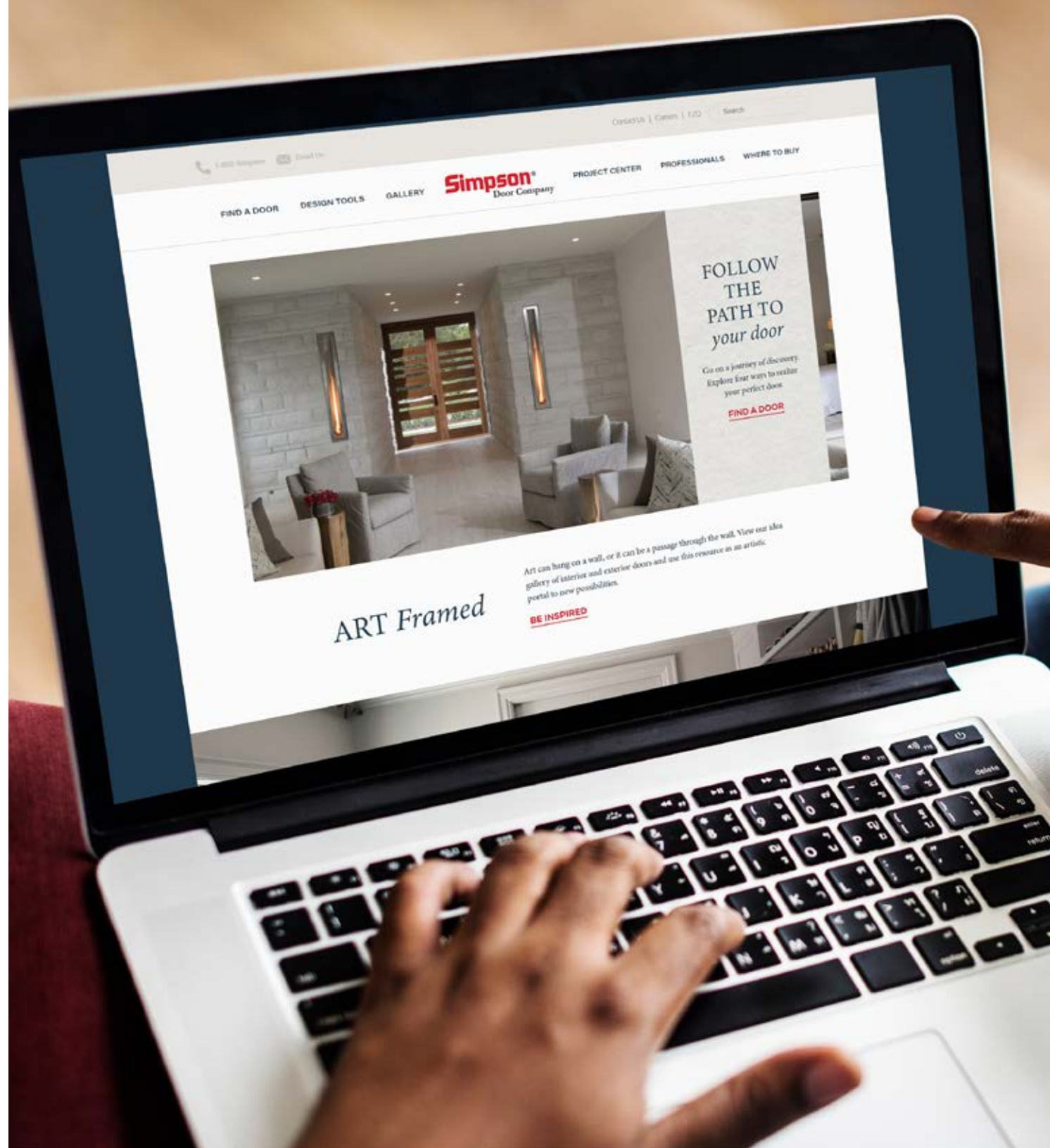
Explore more at simpsondoor.com

This Ideabook provides a broad view of the various doors, options and design ideas from Simpson.

As you browse each section, you will see QR codes. Let your home's architectural style speak to you as you find the place between beautiful and functional for your home's doors. Then, scan the QR code in each section to see the complete collection for your style.




Get more from
Simpson Online
simpsondoor.com



DESIGN *tools*

Turn your imagination into reality with these unique door visualizers, available at simpsondoor.com/designtools. Building a door that reflects your creativity and personality is now easier than ever.



Get more from
Our Design Tools
simpsondoor.com/designtools



View Your Nantucket Options

Try our high-performance Nantucket construction on countless doors.



© Oakhill Farmhouse



Create Your Dutch Door

Simpson can turn almost any door into a Dutch door.



Choose Any Type of Wood

See the most requested wood types.



Picture Any Door in Your Home

Take our doors for a test drive, in your home or one like it.



See Any Door with Any Glass

Visualize any type of glass for the look & privacy you desire.



Contemporary & Custom

Build a flush-style door in virtually any design, wood type and glass.



How to Order

Life is about choices.

Sometimes you have an exact idea of the type of door you're looking for, while other times you know what door is right "when you see it." Simpson has many options to make finding the right door simple and carefree, and since you can get a Simpson door in any wood, any glass or any style, the possibilities are endless. That's why we've broken down the process into seven easy steps. In doing so, we can help keep your decision making focused and your possibilities infinite. Just imagine what you can create.



SCAN ME

Get more from
simpsondoor.com

[simpsondoor.com/howtoorder](https://www.simpsondoor.com/howtoorder)



37244

shown in Douglas Fir with
UltraBlock® technology
© Spacecrafting Photography

01

Choose A Design


Complement your home with popular designs from our architectural collections like Cottage, Coastal or Modern Farmhouse.



02

Choose Your Size and Shape


Our doors can be made in all shapes and sizes. No matter what you have in mind, Simpson can make your wood door come to life. Select your size up to 10 feet tall, 8 feet wide and 2-1/4" thick. Plus select virtually any shape.



03

Choose Your Wood


Simpson offers dozens of wood types, each with its own distinctive character. Choose from traditional to exotic, each meeting our strict grading standards.



04

Choose Your Glass


Whether you are concerned about privacy or just want to add a contemporary touch to your door design, we can deliver the perfect piece of glass that reflects your vision.



05

Choose The Details

Personalize your door using a variety of panel types, sticking profiles and decorative mouldings. Or opt for something special like a Dutch door, pivot door or a door on barn track.



06

Upgrade for Your Exterior Door

Sometimes an exterior door needs additional protection from the demanding elements of Mother Nature. Make sure you are selecting the right upgrades for your exterior exposure.



07

Choose a Dealer

Simpson Authorized Dealers will provide you with the information you need for your dream door. To find one near you, simply visit our website and enter your zip/postal code.



ONLINE TOOL

4 Pathways to Your Perfect Door

We want to help you easily find your perfect door. That's why we launched our Find A Door web tool. This interactive platform takes the guesswork out of door shopping.



01 Help Me Using Filters

If you have an idea of the type of door that you are looking for, we will help narrow your choices through filters.

02 Guide Me Step-By-Step

Need some extra help to find your door? You can follow our step-by-step guide to help you choose.

03 Inspire Me

Browse our inspirational gallery, click on an image and go to that door's details, specs and options.

04 I Know My Door Number

Enter the specific design number and go directly to the details, specs and options for that Simpson door.



Find a Door
Try it Now!

simpsondoor.com/findadoor



36803
shown in Douglas Fir with
UltraBlock® technology

Know Your Overhang

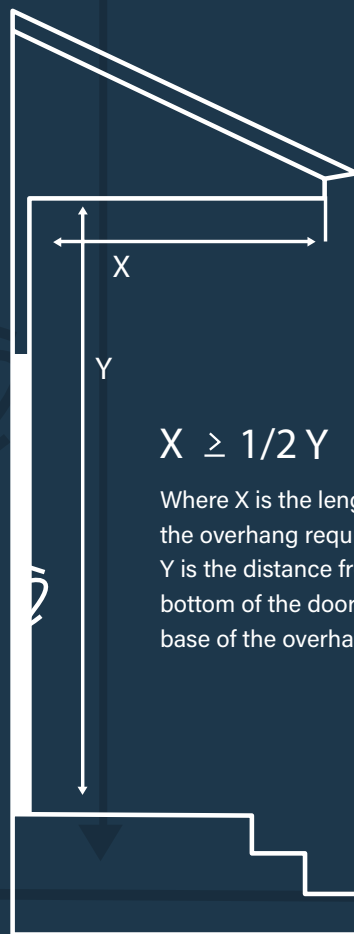
When it comes to high-performance exterior wood doors, Simpson has you covered. And when you are selecting an exterior door, make sure you are selecting the right type of door for that door's exposure to the elements.

Yes, my door has adequate overhang, so I can select any design.

See drawing to the right for what is considered an adequate overhang. If your door opening has this type of protection or more, you can select any type of Simpson exterior door and in any wood type. And when your door has UltraBlock® technology, it will also feature a 5-year warranty.

No, my door does not have adequate overhang, so I should select either doors from the Nantucket Collection™ or doors with WaterBarrier® technology.

If your door does not have an adequate overhang, Simpson has options for you. Select either the WaterBarrier technology upgrade for any exterior door or select a door from the Nantucket Collection. These offerings are engineered and built to withstand the weather and provide a full warranty in any type of exposure. Doors with WaterBarrier technology carry a 5-year warranty and Nantucket Collection doors carry a 10-year warranty, all with no overhang required.



$$X \geq 1/2 Y$$

Where X is the length of the overhang required and Y is the distance from the bottom of the door to the base of the overhang.



SCAN ME





NANTUCKET COLLECTION™

Beauty & Durability

Nicknamed "The Gray Lady" due to its regular foggy conditions, Nantucket is known for being historic, hardy and starkly beautiful. Windblown beaches and weather-beaten shingles are a way of life on this blustery island. This same spirit is reflected in our Nantucket Collection™ ... doors built to stand up to the elements while standing out, thanks to their classic design and unsurpassed craftsmanship.

Unbeatable Construction

- Mortise-and-tenon joinery with face-driven pins
- Two-piece laminated stile-and-rail construction
- Divided lite doors made with SDL construction
- Design pressure ratings of DP50 (additional hardware may be required in some applications)

Wood Species Options

- Available in Western Hemlock, Douglas Fir, Sapele Mahogany and Nootka Cypress
- Hardwood tenon and matching species face pins

Design Options

- Thickness - 1-3/4" or 2-1/4"
- Sticking Profiles - Shaker or Ovolo
- Panel Options - 1-7/16" Innerbond® double hip-raised panel or 1-7/16" SelectGuard™ scoop single hip-raised panel or 3/4" SelectGuard flat panel
- Nantucket Collection doors come standard with a face pin with an option for no face pin



77860 Nantucket

77260 sidelights, shown in Douglas Fir with shaker sticking

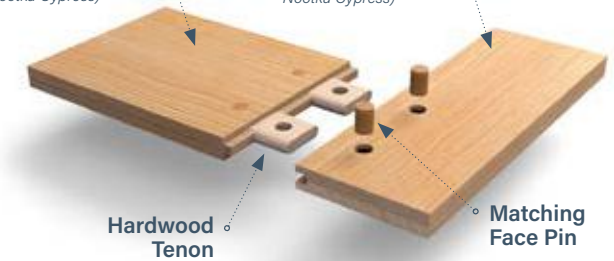
Standard Joinery

Solid Two-Piece Mortised Rail

(Available in Western Hemlock, Douglas Fir, Sapele Mahogany or Nootka Cypress)

Solid Two-Piece Mortised Stile

(Available in Western Hemlock, Douglas Fir, Sapele Mahogany or Nootka Cypress)



Optional Joinery

Solid Two-Piece Mortised Rail

(Available in Western Hemlock, Douglas Fir, Sapele Mahogany or Nootka Cypress)

Solid Two-Piece Mortised Stile

(Available in Western Hemlock, Douglas Fir, Sapele Mahogany or Nootka Cypress)




Nantucket Collection Warranty


10-year warranty with no building overhang required.



Performance Series[®]
UPGRADES

 7130
with WaterBarrier[®] technology
© Amy Barton




 37176 (Left), 37186 (Right)
37754 transom, with WaterBarrier[®] technology

WaterBarrier® Technology

WaterBarrier® technology helps preserve the beauty of your Simpson doors even in tough exposures subject to harsh weather. Available for any Simpson exterior door, this innovation affords you superior water protection.

WaterBarrier combines a medium density overlay (MDO) over the exterior surface of the door with water-resistant glazing beads and bars for an exterior that's not only resistant to moisture, but provides a beautiful surface for paint. And when combined with any wood type on the inside, you can stain or paint the interior to match your woodwork and keep the warmth and natural beauty that wood provides.

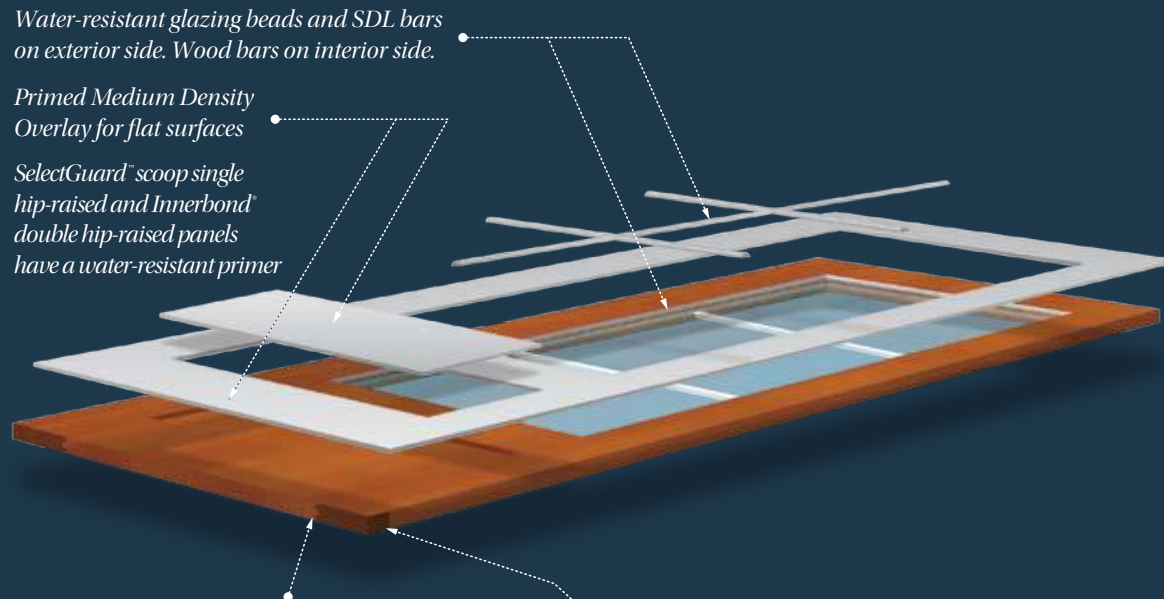


37944 WB
shown in Douglas Fir with
WaterBarrier® technology

Water-resistant glazing beads and SDL bars on exterior side. Wood bars on interior side.

Primed Medium Density Overlay for flat surfaces

SelectGuard® scoop single hip-raised and Innerbond® double hip-raised panels have a water-resistant primer



Weather Seal™ Process

Entire stile-and-rail joints coated and bonded to decrease the possibility of water infiltration

UltraBlock® Technology

Composite block material finger-jointed into the bottom of the stiles

UltraBlock® Technology

A long time favorite of Simpson's most discriminating customers, UltraBlock® technology adds a water-resistant composite block in the bottom of the door stiles, where water infiltration can occur in a tough exposure. Our exclusive Weather Seal™ process provides additional protection against moisture penetrating the bottom rail. It's our answer to the galoshes you splashed around in as a kid.



UltraBlock Technology Warranty

5-year warranty and available for any exterior door.

WaterBarrier Technology Warranty

5-year warranty with no building overhang required. When ordering WaterBarrier technology, UltraBlock technology is always included.

Concept Custom DOOR GALLERY

You will see a variety of designs throughout this Ideabook that have a design number. You can choose any of these designs and then personalize any detail to your own specifications. Or start with your own pencil and paper and design something from scratch. The following pages are examples of doors that were created by homeowners just like you.



Top: Custom Barn Doors, with UltraBlock® technology
Bottom: Custom Round Top, shown in Oak



See more
Custom Ideas
simpsondoor.com/ideagallery



 Custom Arts & Crafts Entry System
shown in Douglas Fir with UltraBlock® technology



1501 Double Pocket, shown in Douglas Fir with custom glass



7428 Double Door

shown in Walnut with shaker sticking and UltraBlock® technology

© Davis Photography



Featured Project: New American Home
Lake Nona, FL



7429 Double, shown in Walnut, with shaker sticking and UltraBlock® technology © Davis Photography




Top: 7429 Double, shown in Walnut, with shaker sticking and UltraBlock® technology © Davis Photography
Bottom: 7428 Double, shown in Walnut, with shaker sticking and UltraBlock® technology



Custom Barn Doors
with UltraBlock® technology



Custom Dutch Door, shown with custom glass layout and UltraBlock® technology



Custom Double Door
shown in Walnut with Beveled glass
and UltraBlock® technology

© Davis Photography

MODERN FARMHOUSE

Down-Home UPGRADED

Simple and clean, without losing character, farmhouse style is more than barn doors. Raw wood elements and neutral palettes with a pop of color make this down-home aesthetic perfect for your home.



View more of our
Modern Farmhouse Doors
simpsondoor.com/modernfarmhouse





36806

37705 sidelights, 9541 dentil shelf with WaterBarrier® technology



37435 Dutch, with UltraBlock® technology




982 Double Pocket, with shaker sticking



7118 Dutch, shown in Douglas Fir with UltraBlock® technology

EXPLORE YOUR OPTIONS

Your Door. Any Wood.



Simpson offers a broad range of wood types, each with its own distinctive grain, color and character.

Choose any wood for any door.



EXTERIOR MODERN FARMHOUSE DOORS



37504, 7751 transom, with shaker sticking and WaterBarrier® technology



37015 Double, shown in Douglas Fir with UltraBlock® technology
© Cobblestone Development Group and Mick Anders Photography




37444 Dutch, with WaterBarrier® technology



70773
shown in Douglas Fir



36803
37753 transom,
shown in Douglas Fir
with angled mutt



37662
37663 sidelight, shown
in Douglas Fir



7008
7741 transom,
shown in Oak



7118
shown in Maple



37504
shown in Douglas Fir



7501
shown in Sapele
Mahogany



7404
shown in Cherry with
shaker sticking



7403
shown in Douglas Fir



37010
shown in
Ponderosa Pine



37109
shown in Walnut




49865* (Left), 49866* (Right)
shown in Douglas Fir



Of course there's more
Modern Farmhouse Doors
simpsondoor.com/modernfarmhouse

*As viewed from the exterior of the home.



 Custom Door
with custom starburst glass layout
and UltraBlock® technology

 **Featured Project:** House Seven Design
Indianapolis, IN • @housesevendesign




37482 Dutch, with WaterBarrier® technology



37482 Dutch, with WaterBarrier® technology



 Custom Door
with custom starburst glass
layout and UltraBlock® technology

EXPLORE YOUR OPTIONS

Go Dutch



Nothing says classic Americana like a Dutch door. As long as your door has a wood component across the center, Simpson can make it into a Dutch door.

2035 Dutch

730, shown in Poplar © Nat Rea



INTERIOR MODERN FARMHOUSE DOORS



8760
Redi-Prime®




8755
Redi-Prime®




89815
Redi-Prime® shown
in Ellie Gray



760
shown in Douglas Fir



65
shown in Douglas Fir
with raised panel



55
shown in Douglas Fir
with raised panel



1182
shown in
Western Hemlock



49812
shown in Knotty Alder
with weathered gray
factory finish



182 Double, shown in Douglas Fir © Jill Whelan



49812, shown in Douglas Fir



Top: 8082 Redi-Prime®, with raised panel
Bottom: 8782 Redi-Prime® © Williams Geddes



782 shown in Douglas Fir



8782 Redi-Prime®



730 shown in Poplar



182 Dutch shown in Douglas Fir



1604 shown in Douglas Fir with shaker sticking



1303 shown in Cherry



1593 Laundry shown in Douglas Fir



Of course there's more
Modern Farmhouse Doors
simpsondoor.com/modernfarmhouse

Matching bifold and fire-rated doors available for all interior panel door designs.

MODERN

BETTER *than new*

Less is more with this design style that blends clean lines, neutral palettes and minimal décor. Modern design is tailored, streamlined, thoughtfully placed, but never overly symmetrical. It's an edited approach that provides a sense of serene minimalism.



SCAN ME

View more of our
Modern Doors
simpsondoor.com/modern



7410
shown in Sapele Mahogany with Narrow Reed
glass, shaker sticking and UltraBlock® technology



Top: 37104, shown in Sapele Mahogany with UltraBlock® technology
Bottom: 7410, shown in Sapele Mahogany with Narrow Reed glass, shaker sticking and UltraBlock® technology

 **Featured Project:** Anton Ludick



1644
with Narrow Reed glass
and square step sticking



7427 Double Door
with Satin Etch glass and
UltraBlock® technology



49900, shown in Walnut



EXTERIOR
MODERN DOORS



49926
shown in Cherry with
silver metal inlay



49920
shown in Douglas Fir
and Sapele Mahogany



49955
shown in Sapele
Mahogany and
Douglas Fir



49926 Dutch
shown in Maple



49900
49910 sidelight, shown in
Douglas Fir



49908*
shown in Cherry with
flush shaker sticking



4974* (Left) & 4977* (Right)
shown in Douglas Fir



49941*
shown in Sapele
Mahogany




7404
7751 transom,
shown in Cherry
with shaker sticking



7410
7810 sidelight, shown in
Walnut with shaker sticking



7421
shown in Douglas Fir
with shaker sticking



4976* (Left), 4926* (Right)
shown in Douglas Fir



7003
shown in Douglas Fir
with shaker sticking



7001
shown in Knotty Alder
with shaker sticking



SCAN ME

View more of our
Modern Doors

simpsondoor.com/modern

*As viewed from the exterior of the home.



49908, shown in Douglas Fir with Satin Etch glass and UltraBlock® technology
© Moser Architects, PLLC



7409, shown in Douglas Fir with shaker sticking and UltraBlock® technology



Custom Entry System, shown in Walnut



1644
with Narrow Reed glass and
square step sticking



INTERIOR
MODERN DOORS



720
shown in Cherry



82
shown in Sapele
Mahogany



8782
Redi-Prime®



8720
Redi-Prime®



49966
shown in reclaimed
Fir and Pine



49932
shown in Sapele
Mahogany



49931
shown in Douglas Fir



8733
Redi-Prime®



8735
Redi-Prime®



4941
shown in Douglas Fir with
White Lamine glass



1643, with White Lamine glass and shaker sticking



49900, shown in Douglas Fir with v-grooves



282
shown in Douglas
Fir with Thatch
50% resin panel



89812
Redi-Prime® shown
in Black



4931 (Left), 4941 (Right)
shown in Douglas Fir with
shaker sticking



SCAN ME

View more of our
Modern Doors
simpsondoor.com/modern

Matching bifold and fire-rated doors available for all interior panel door designs.



6803
shown in Douglas Fir with custom glass
© Dunamis Interiors, Inc.

Top: 6841, 6171 sidelights shown in Douglas Fir with UltraBlock® technology © Juana Gomez / Lawrence and Gomez Architects
Middle: 6803, 9541 dentil shelf, custom sidelights, and 7725 transom shown in Douglas Fir with UltraBlock® technology



Top: 36803 Double, 9541 dentil shelf, shown in Douglas Fir with 032 Clear glass and UltraBlock® technology
Bottom: 36803, shown in Douglas Fir with UltraBlock® technology

CRAFTSMAN

All-American ARTISTRY

Originating from the arts-and-crafts movement at the turn of the 19th century, this design style features natural materials, cozy interiors and wide porches. Warm, natural wood doors with dentil shelves and decorative glass support the timeless appeal of this enduring American tradition.



View more of our
Craftsman Doors

simpsondoor.com/craftsman



6801



shown in Douglas Fir with shaker sticking and UltraBlock® technology

© Rosa Beltran Design and Chad Mellon Photography



EXTERIOR CRAFTSMAN DOORS



70744
shown in Douglas Fir



77144 Nantucket
shown in Nootka Cypress



4972
shown in Sapele Mahogany



6801
6170 sidelight, shown in Douglas Fir



77664 Nantucket
shown in Douglas Fir with shaker sticking




37662
37663 sidelight and 9541 dentil shelf, shown in Douglas Fir



36843 Valencia™ II
6171 sidelights, 6787 transom, and 9540 dentil shelf shown in Douglas Fir with angled mutt and black caming



6982 Scottsdale Cactus™ III
6185 sidelight, shown in Douglas Fir with black caming



6992 Northwest Garden® II
6187 sidelight, shown in Douglas Fir with arched rail and black caming



6841 Solano® II
shown in Sapele Mahogany with black caming



6962 California Poppy® II
shown in Cherry with angled mutt and black caming



37151
shown in Douglas Fir



37152
shown in Western Hemlock



SCAN ME

View more of our **Craftsman Doors**

simpsondoor.com/craftsman



6861, 6175 sidelights, shown in Douglas Fir with UltraBlock® technology
© Moser Architects, PLLC



6881 Solano® III, 9541 dentil shelf, with WaterBarrier® technology



6881 Solano® III, 6171 sidelight and 9541 dentil shelf, shown in Douglas Fir with UltraBlock® technology

EXPLORE YOUR OPTIONS

Any Size. Any Shape.



Good things come in all shapes and sizes. The same is true of our doors. We have options beyond measure.



160, shown in Douglas Fir



**INTERIOR
CRAFTSMAN DOORS**



49801
shown in Cherry



8760
Redi-Prime®



8755
Redi-Prime®



162
shown in
Douglas Fir




760
shown in
Douglas Fir



766
shown in
Douglas Fir



720
shown in
Western Hemlock



55
shown in
Douglas Fir



1501 Double Pocket, shown in Douglas Fir with Seedy Baroque glass



755 Double Bypass, shown in Walnut



55 Pocket, shown in Douglas Fir © Rob Karosis | Robkarosis.com



482
shown in
Douglas Fir



88426 Prairefield®
shown in Douglas Fir
with black caming



88421 Terrace Ridge®
shown in Douglas Fir
with black caming



1256
shown in Walnut




1253
shown in Douglas Fir



1306
shown in Maple



1501
shown in Douglas Fir



View more of our
Craftsman Doors

simpsondoor.com/craftsman

Matching bifold and fire-rated doors available for all interior panel door designs.

TRADITIONAL

SETTING *the Standard*

Inspired by 18th- and 19th-century European **décor**, traditional design uses dark woods with ornate details and graceful lines for elegant sophistication. It's a timeless go-to style that exudes easy elegance and comfort by using the past to create a cozy space today.



SCAN ME

View more of our
Traditional Doors

simpsondoor.com/traditional



84642 Double Pocket
© Chris Loves Julia



84642 Double Pocket © Chris Loves Julia



84642 Pocket © Chris Loves Julia



84642 © Chris Loves Julia

 **Featured Project:** Chris Loves Julia
Idaho Falls, ID • @chrislovesjulia



4967, shown in Sapele Mahogany with UltraBlock® technology
© Davis Photography



37635, shown in Hickory with Seedy Baroque glass and UltraBlock® technology



7282 Double with Shared Arch, shown in Alder with UltraBlock® technology



Custom Double Door
with shared arch, shown in Knotty Alder with
v-groove panel and UltraBlock® technology



EXTERIOR TRADITIONAL DOORS



4962* (Left), 4963* (Right)
shown in Douglas Fir



7281
shown in Sapele Mahogany



7130
shown in Knotty Alder



4968
shown in Sapele Mahogany



7132
shown in Oak



4570 Stratford®
4575 sidelights and 4775 transom, shown in Douglas Fir with black caming



4302 Empress® Alexandra
4322 sidelight, shown in Douglas Fir with black caming



4612* Full Bloom®
4613* (left) and 4614* (right) sidelights, shown in Douglas Fir with black caming



7031 Dutch
shown in Douglas Fir



6542 Shelburne®
shown in Oak with brass caming



37598 Bellaire®
37599 sidelight, shown in Douglas Fir



7002
shown in Douglas Fir



37010
shown in Ponderosa Pine




Of course there's more
Traditional Doors

simpsondoor.com/traditional

*As viewed from the exterior of the home.

EXPLORE YOUR OPTIONS

Exterior Door Upgrades for Tough Exposures



Simpson delivers innovative ways to preserve the beauty of your wood doors, even in tough exposures subject to harsh weather. Understanding the overhang on your home, choosing door collections suitable for the conditions, and upgrading to the Nantucket Collection™ or WaterBarrier® technology will give your door the protection you desire.

(See page 14 for more information)



755, shown in Douglas Fir © Jennifer J Pan



1506, shown in Western Hemlock with Rain glass © Kismet House Design



1590 (8'0"), shown in Douglas Fir with clear art on Satin Etch glass



**INTERIOR
TRADITIONAL DOORS**



1292 Louver
shown in
Sapele Mahogany



465
shown in Knotty Alder



44
shown in Maple



66
shown in Douglas Fir



1181 Chalkboard
shown in Cherry



55
shown in Douglas Fir
with raised panel



1310
shown in Pine



46



465, shown in Alder



1420 (Left), 1430 (Right)
shown in Douglas Fir



88424 Venetia®
shown in Douglas Fir
with black caming



1590 Pantry
shown in Knotty Pine
with clear art on Satin
Etch glass



88405 Windsor
shown in Oak with
brass caming



1309
shown in Walnut



Of course there's more
Traditional Doors

simpsondoor.com/traditional

Matching bifold and fire-rated doors available for all interior panel door designs.



36803
6175 sidelights, with UltraBlock® technology
© Nat Rea



Featured Project: This Old House Idea House
South Kingstown, RI

Top: 37152 Double, with UltraBlock® technology
Bottom: Custom, with UltraBlock® technology © Nat Rea



COASTAL

Inspire Good VIBRATIONS

This bright and breezy aesthetic blurs the lines between indoors and out. Neutrals tones paired with beige to mimic the sand, pops of blues to resemble the surf, and natural, sturdy doors that keep the rugged beauty of the beach at bay.



View more of our
Coastal Doors

simpsondoor.com/coastal



Top: Custom, with UltraBlock® technology © Nat Rea
Middle: 37153 Double, with UltraBlock® technology © Nat Rea
Bottom: 37680, 37681 sidelights, with UltraBlock® technology



77512 Nantucket
shown in Sapele Mahogany



Top: 7501, 37802 sidelights and 37723 transom, with shaker sticking and UltraBlock® technology

Bottom: 37982, 37703 sidelights and 37755 transom, with UltraBlock® technology



EXTERIOR
COASTAL DOORS



70730
shown in Douglas fir



77664 Nantucket
77663 sidelight, shown
in Douglas Fir with
shaker sticking



36806
37753 transom, shown
in Douglas Fir



37444
shown in Oak



37944 Dutch
shown in Douglas Fir



37504
shown in Okoume
Mahogany



77508 Nantucket
shown in
Nootka Cypress



37222
37213 sidelight, shown
in Douglas Fir



37122
shown in Walnut



37103
shown in
Knotty Alder



77122
shown in
Sapele Mahogany



7403
7813 sidelight, shown
in Douglas Fir




View more of our
Coastal Doors

simpsondoor.com/coastal

EXPLORE YOUR OPTIONS

Your Door with Any Glass



Looking for a clear way to reflect your vision?
Simpson has endless glass options that provide
a variety of privacy levels, textures, lites
and design aesthetics.



INTERIOR COASTAL DOORS



Top: 8762 Redi-Prime®
Bottom: 760, shown in Douglas Fir © Rill Architects



20
shown in
Western Hemlock



8782
Redi-Prime®



465
shown in Douglas Fir
with V-Grooves



8780 Louver
Redi-Prime®



1292 Louver
shown in
Sapele Mahogany



89812
Redi-Prime®



1120 Chalkboard
shown in Douglas Fir



1303
shown in Cherry



1643
shown in
Douglas Fir



8735
Redi-Prime®



1315
shown in Pine



1501
shown in Douglas Fir
with Rain glass



SCAN ME

View more of our
Coastal Doors

simpsondoor.com/coastal

Matching bifold and fire-rated doors available for all interior panel door designs.



49812, shown in Knotty Alder © Nat Rea




8730 Redi-Prime® © Cynthia Brown Studios



49861
with UltraBlock® technology



7117,7741 transom, shown in Douglas Fir with
UltraBlock® technology © Centerpoint Farmhouse



49853, shown in Walnut with UltraBlock® technology



COTTAGE

Comfortably COOL

Relaxing and rejuvenating, cottage style is all about creating light, bright and airy spaces. The eclectic design should look effortless, comfortable and livable by blending weathered surfaces, painted finishes and clean lines.



View more of our
Cottage Doors

simplondoor.com/cottage



4926
shown in Douglas Fir



37228, with UltraBlock® technology © Rob Karosis | robkarosis.com



4972, shown in Douglas Fir with UltraBlock® technology



37435 Dutch, with UltraBlock® technology



EXTERIOR COTTAGE DOORS



72010
shown in Douglas Fir



7284
shown in Maple



77144 Nantucket
shown in
Nootka Cypress



4977*
shown in Douglas Fir



36803
6175 sidelight, shown
in Douglas Fir



36864
shown in
Douglas Fir



37228
shown in Sapele
Mahogany



6801
6175 sidelight, shown
in Oak



37214 Dutch
shown in
Douglas Fir



37435 Dutch
shown in
Douglas Fir



77598 Nantucket
77599 sidelight, shown
in Douglas Fir with
shaker sticking



37122
37702 sidelight, shown
in Douglas Fir



37106
shown in Cherry



View more of our
Cottage Doors

simpsondoor.com/cottage

*As viewed from the exterior of the home.



77134 Nantucket
shown in Sapele Mahogany



INTERIOR COTTAGE DOORS

EXPLORE YOUR OPTIONS


Your Door in Any Application




While most doors swing on hinges, consider other popular applications like barn track, pivot, bypass and pocket when you order doors from your Simpson Authorized Dealer.



49965
shown in Reclaimed
Fir and Pine



55
shown in Douglas Fir
with raised panel



782
shown in
Knotty Alder



762
shown in
Douglas Fir



65
shown in Douglas
Fir with raised panel




49802
shown in Oak



49815
shown in
Knotty Alder



1182 Chalkboard
shown in
Douglas Fir



8055
Redi-Prime® with
raised panel



1416
shown in
Douglas Fir



8735
Redi-Prime®



1306
shown in
Western Hemlock



1509
1709 sidelights, shown in Walnut



49824
shown in Douglas Fir



1590 Pantry
shown in Douglas Fir
with clear art on Satin
Etch glass



View more of our
Cottage Doors

simpsondoor.com/cottage

Matching bifold and fire-rated doors available for all interior panel door designs.



Top: 982 Pocket, with shaker sticking
Bottom: 182 Pocket, shown with Satin Etch glass and shaker sticking



8782 Redi-Prime® Double Pocket



Featured Project: Eva LaRoque Design
Southern & Northern CA • @evalarocqueinteriors

COLONIAL

History in THE MAKING

To evoke the refined aesthetic of their Western European origins, many settlers of 18th- and 19th-century America adorned their entryways with doors in the colonial style. Colonial design features balanced symmetry and subtle ornamentation that make it the perfect centerpiece for a formal yet welcoming front exterior.



View more of our
Colonial Doors

SCAN ME

simpsondoor.com/colonial



70744
37705 sidelights, with
UltraBlock® technology



EXTERIOR
COLONIAL DOORS



7344
shown in
Nootka Cypress



3130
shown in Douglas Fir



7130
shown in
Douglas Fir



7132
shown in Douglas Fir



37244
shown in Douglas Fir




37120
shown in Douglas Fir



37444 Dutch
shown in
Douglas Fir



37214
shown in Douglas Fir



7501
shown in Sapele
Mahogany



INTERIOR
COLONIAL DOORS




8755
Redi-Prime®



8055
Redi-Prime® with
raised panel



44
shown in Maple



755
shown in Cherry



66
shown in Pine



1580
shown in Douglas Fir



8015
Redi-Prime®



1420 (Left), 1430 (Right)
shown in Douglas Fir

Matching bifold and fire-rated doors available for all interior panel door designs.



77512 Nantucket, custom transom, shown in Nootka Cypress



7860, shown in Oak with shaker sticking and UltraBlock® technology
© Jennifer Lavelle Photography



SOUTHWESTERN

BASK IN *the Beauty*

Born from the American desert, southwestern style gathers inspiration from the soft lines of adobe houses, ironwork and Spanish textiles. It features natural colors like terracotta and brick reds, along with deep, dark woods.



View more of our
Southwestern Doors

simplsondoor.com/southwestern



4974 (Left), 4977 (Right)
shown in Douglas Fir with Rooftop glass
and UltraBlock® technology



EXTERIOR
SOUTHWESTERN DOORS




49853
shown in Walnut



7465
shown in Knotty Alder



3014 Colonial VIII
shown in Douglas Fir




49926
shown in Cherry with silver metal inlay



4060 Quadrille
shown in Douglas Fir




6494 Laredo I
6497 sidelight, shown in Douglas Fir



4974*
shown in Douglas Fir with Rooftop glass



6470 Sante Fe
6471 sidelight, shown in Knotty Alder



6903* Pillar Point
shown in Maple with black caming

*As viewed from exterior of home.



INTERIOR
SOUTHWESTERN DOORS



82
shown in Knotty Alder with v-grooves



465
shown in Knotty Alder



49853
shown in Knotty Alder



49965
shown in reclaimed Fir and Pine



282
shown in Douglas Fir with Thatch 50% Resin Panel



1303
shown in Cherry



49822 (Left), 49823 (Right)
shown in Douglas Fir

Matching bifold and fire-rated doors available for all interior panel door designs.



Custom Double, 7703 sidelights shown in Knotty Alder with Seedy Baroque glass



37503, 37803 sidelight and 37753 transom, shown in Knotty Alder with UltraBlock® technology



6962 California Poppy® II, 6181 sidelights and custom transoms, shown in Knotty Alder with angled mutt and UltraBlock® technology

VICTORIAN

OLD WORLD *Elegance*

This embraced style is all about embellishment.

Features include pointed arch door surrounds with decorative ironwork, ornate glass and medieval influences. Wood is one of the most popular features used to pull together the design.



View more of our
Victorian Doors

simpsondoor.com/victorian



Featured Project: Jenna Sue Design
Tampa, FL • @jennasuedesign



Custom Double Doors
using an 80 Bifold Design



Custom Double Doors, using an 80 Bifold Design



EXTERIOR VICTORIAN DOORS



4073 Stratford Abbey®
shown in Sapele Mahogany



4968
shown in Sapele Mahogany



4041 Tudor II
shown in Douglas Fir
with speaking grill



4964* (Left), 4965* (Right)
shown in Douglas Fir



4180
4586 sidelight, shown in Douglas Fir



4302 Empress® Alexandra
4322 sidelight, shown
in Douglas Fir with
black caming



4570 Stratford®
4575 sidelight, shown
in Douglas Fir with
black caming



7580

*As viewed from the exterior of the home.



INTERIOR VICTORIAN DOORS



782
shown in Douglas Fir
with Barletta inset
moulding



88
shown in Douglas Fir




48
shown in Douglas Fir



46
shown in Douglas Fir



66
shown in Oak



1580
shown in Douglas Fir



1309
shown in Walnut



1250
shown in Douglas Fir



1315
shown in Maple

Matching bifold and fire-rated doors available for all interior panel door designs.

Care & Finishing

Your Simpson door has been handcrafted to last for years to come. And like any piece of fine furniture, it needs proper finishing and periodic maintenance to keep it performing at its best. For a long-lasting, beautiful Simpson door, please follow the instructions as outlined in the care & finishing section of the Simpson website at simpsondoor.com/care-finishing/. Failure to follow Simpson's care & finishing recommendations will void the door's warranty.

Fitting and Hanging

1. When hanging the door, allow adequate clearance for swelling of door or frame in damp weather. Allow approximately 3/16" clearance for swelling when the door is installed in fully dry conditions. Jambs must be plumb.
2. Do not cut doors down in height by more than 2" (1-1/2" maximum from bottom or 1" on doors with UltraBlock® technology, 1/2" maximum from top). Care should be taken in cutting doors down in width to avoid exposing engineered components. Use a sharp fine-tooth saw for trimming ends of doors.
3. Caution must be used to avoid impairing the strength of the door when fitting for locks. Allow at least 1" of wood back of mortise.
4. Use three hinges on doors up to 7' in height and four hinges on doors over 7'. Hinges must be set in a straight line to prevent distortion.
5. Jambs and stops must be set square and plumb.
6. For best performance and to meet the standard Simpson warranty, any exterior door should be installed under an overhang or with sufficient protection. Adequate overhang depends on typical weather conditions of the area where the door is installed, but at the minimum means an overhang projecting a distance from the structure equal to one half the distance between the bottom of the door and the bottom of the overhang (see figure 1).

7. If an adequate overhang is not feasible, Simpson offers a selection of products warranted for this application, including a five-year limited warranty on doors featuring WaterBarrier® technology and a ten-year limited warranty on Nantucket Collection™ doors.
8. Do not use dark colored stains or paints.
9. Immediately after cutting and fitting (before hanging), seal all cut surfaces and ends of door with an effective quality sealer. See exterior and interior finishing recommendation for complete instructions.
10. Prior to exterior exposure, doors must be finished with complete finish system.
11. To minimize heat loss and save energy, use weather stripping.

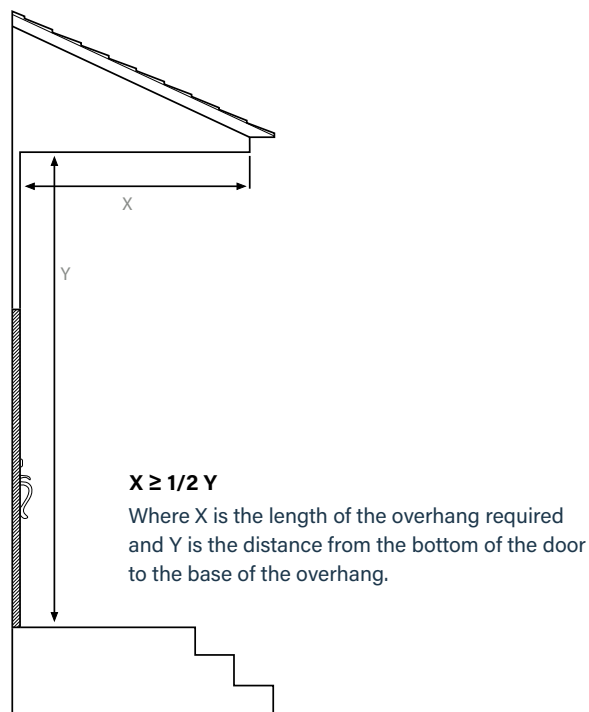


Figure 1

Maintenance

Your Simpson door's finish will require some simple, periodic maintenance to keep it looking great and provide proper protection against the elements. Regular finish maintenance is also a requirement of the warranty that's included with every Simpson door.

Here are some signs to watch for. They indicate that it's time for some simple, easy-to-perform maintenance:

- Hairline cracks in the top coat of finish.
- Changes in the color of the finish.
- Changes in the texture of the finish, such as flaking or scaling.
- Dullness or chalkiness in the finish.

If you live in a severe climate or your entry receives a lot of direct sunlight from a southern or western exposure, you'll want to examine your door's finish often. Depending on the conditions, you may also need to maintain the door finish more frequently.

It is important to note that wood has inherent dynamic qualities. Over time, small surface "imperfections" may appear, and the door may shrink or swell slightly as it "breathes" with climate changes. These characteristics are perfectly normal, reflecting the natural aging process of a wood door, and they should not be considered defects. To minimize these occurrences, protect your door with the right finish and an adequate overhang.



SCAN ME

For more information on the care and finishing of a Simpson door, please visit: simpsondoor.com/care-finishing

Warranties

When you engineer doors designed to last generations, you can feel confident in assuring their durability. That's why Simpson doors are backed by some of the strongest warranties in the business. Enjoy peace-of-mind from our industry-leading warranties that are strong, secure and long-lasting ... like our doors.

Simpson® Limited Warranty

Simpson Door Company ("Simpson") warrants that each panel door bearing the Simpson brand and identification mark complies with Industry Standard NWWDA I.S.6. and all revisions in effect as of the date of manufacture, and Simpson further warrants, except as stated below, that each such door, at the time of the shipment from Simpson, is of good material and workmanship and free from defects that would render such door unserviceable or unfit for the ordinary, recommended use. The Simpson limited warranty applies to new doors other than those sold "as is". Warranty periods for specific doors and door components, and exclusions, follow:

One Year Exterior Door and Fire Door Warranty

For doors used in an exterior application, other than as specified herein, and for fire-rated interior doors, this warranty shall survive for one year after the date of shipment from Simpson. This warranty applies to doors properly sealed, finished and, in the case of exterior applications, hung in a location protected from exposure to direct sun or rain under normal conditions. See specific Fitting and Hanging instructions.

Ten Year Interior Door Warranty

For doors used in an interior application (defined as being exposed to controlled interior climactic conditions on both sides of the door), this warranty shall survive for ten years after the date of shipment from Simpson. This warranty applies to doors properly sealed, finished and hung. See specific Fitting and Hanging instructions. The ten year warranty on interior doors does not apply to fire-rated interior doors, doors with resin panels, or doors used in commercial, hospitality or multi-family applications, in which case, the one year warranty will

apply. The ten year warranty applies only to the original end-user and is not transferable.

Ten Year Nantucket Collection™ Limited Warranty

For Nantucket Collection doors—defined as using Nantucket construction methods—in Sapele Mahogany, Douglas Fir, Nootka Cypress or Western Hemlock wood species, this warranty shall survive for ten years after the date of shipment from Simpson. This warranty applies to doors properly sealed and finished per Simpson's Care and Finishing instructions. The ten year warranty on Nantucket Collection doors does not apply to doors used in commercial, hospitality or multi-family applications. Further, face-checking is considered a natural characteristic and shall not be considered a defect. The ten year warranty applies only to the original end-user and is not transferable.

Five Year Performance Series® with WaterBarrier® Technology Door Limited Warranty

For all doors that include WaterBarrier technology over the exterior surface of the door, this warranty shall survive for five years after the date of shipment from Simpson. This warranty applies to doors properly sealed and finished per Simpson's Care and Finishing instructions. The five year warranty on doors with WaterBarrier technology does not apply to doors used in commercial, hospitality or multi-family applications. The five year warranty applies only to the original end-user and is not transferable.

Five Year Performance Series® with UltraBlock® Technology Door Limited Warranty

For all doors that include UltraBlock technology in the bottom of the door stiles, this warranty shall survive for five years after the date of shipment from Simpson. This warranty applies to the stiles and bottom rails of doors properly sealed, finished and, in the case of exterior applications, hung in a location protected from exposure to direct sun or rain under normal conditions. See specific Fitting and Hanging instructions. Other door components are subject to Simpson's one year limited warranty.


Five Year Limited Insulated Glass Warranty

Simpson Door Company warrants that standard clear insulated glass units will not, for a period of five (5) years after the date of shipment from Simpson, develop material obstruction of vision between the interior glass surfaces caused by failure of the hermetic seal. This warranty shall not apply to units with broken glass, glass units installed by others, or units that have retrofit films applied. Simpson's liability under this warranty shall be limited to shipping a replacement glass unit.

Limited Lifetime Innerbond® Warranty

Simpson further provides a limited lifetime warranty on Innerbond panels against splitting through the entire panel due to rain, sun, weather, and other such factors exclusive of major calamity.

In the event an Innerbond panel splits through, Simpson will ship a replacement door. If Simpson has discontinued manufacturing the door type/style with the Innerbond panel warranty claim, Simpson will issue a replacement door equal to or less than the original price of the original door purchase.



For more information on these warranties or for details on limitations, exclusions or how to make a claim, please visit: simpsondoor.com/warranties.

INDEX

Doors by Design Number

Shown in Douglas Fir or Redi-Prime® unless noted.

ITEM #	PAGE
20 in Western Hemlock	52
44 in Maple	46, 61
46	47, 65
48	65
55	28, 40, 41, 46, 58
65	28, 58
66	46
66 in Oak	65
66 in Pine	61
82 in Knotty Alder	63
82 in Sapele Mahogany	34
88	65
160	40
162	40
182	29, 59, Back
182 in White Oak	72
282	35, 63
465	52
465 in Alder	47

ITEM #	PAGE
465 in Knotty Alder	46, 63
482	41
682 in White Oak	71
720 in Cherry	34
720 in Western Hemlock	40
720 in White Oak	6, 73
730 in Poplar	28, 29
755	46
755 in Cherry	61
755 in Walnut	41
760	28, 40, 52
762	58
766	40
782	29, 65
782 in Knotty Alder	58
982	25, 59
1120	52
1181 in Cherry	46
1182	58
1182 in Western Hemlock	28
1250	65
1253	41
1256 in Walnut	41
1292 in Sapele Mahogany	46, 52
1303 in Cherry	29, 52, 63

ITEM #	PAGE
1306 in Maple	41
1306 in Western Hemlock	58
1309 in Walnut	47, 65
1310 in Pine	46
1315 in Maple	65
1315 in Pine	52
1416	58
1420	47, 61
1430	47, 61
1501	19, 41, 52
1506 in Western Hemlock	46
1509 in Walnut	58
1580	61, 65
1590	46, 58
1590 in Knotty Pine	47
1593	29
1604	29
1643	35, 52
1644	31, 34
2035	28
3010	63
3130	61
4041	65
4060	63

ITEM #	PAGE
4073 in Sapele Mahogany	65
4180	65
4302	45, 65
4570	45, 65
4612	45
4926	33, 55
4931	35
4941	35
4962	45
4963	45
4964	65
4965	65
4967	5
4967 in Sapele Mahogany	44
4968 in Sapele Mahogany	45, 65
4972	56
4972 in Sapele Mahogany	39
4974	5, 33, 62, 63
4976	33
4977	5, 33, 56, 62
6470 in Knotty Alder	63

ITEM #	PAGE
6494	63
6524	75
6542 in Oak	45
6801	38, 39
6801 in Oak	56
6803	36
6841	36
6841 in Sapele Mahogany	39
6861	39
6881	39
6903 in Maple	63
6962 in Cherry	39
6962 in Knotty Alder	63
6982	39
6992	39
7001 in Knotty Alder	33
7001 in Sapele Mahogany	75
7002	45
7002 in Sapele Mahogany	74
7003	33
7008 in Oak	26
7031	45
7081	2, 3

ITEM #	PAGE
7117	54
7118	25
7118 in Maple	26
7130	16, 61
7130 in Knotty Alder	45
7132	61
7132 in Oak	45
7230 in Sapele Mahogany	75
7281 in Sapele Mahogany	45
7282 in Alder	44
7284 in Maple	56
7344 in Nootka Cypress	61
7403	26, 51
7404 in Cherry	26 33
7405	7
7409	33
7410 in Sapele Mahogany	30, 31
7410 in Walnut	33
7421	33
7421 in Oak	7
7427	32
7428 in Walnut	20, 21
7429 in Walnut	21

ITEM #	PAGE
7465 in Knotty Alder	63
7501	50
7501 in Sapele Mahogany	26, 61
7580	65
7860 in Oak	61
8015	61
8055	58, 61
8082	29
8720	34
8730	53
8733	34
8735	34, 52, 58
8755	28, 40, 61
8760	28, 40
8762	52
8780	52
8782	29, 34, 52, 59
36803	13, 26, 37, 48, 56
36806	24, 51, Back
36843	39
36864	56

ITEM #	PAGE
37010 in Ponderosa Pine	26, 45
37015	26
37103 in Knotty Alder	51
37104 in Sapele Mahogany	6, 31
37106 in Cherry	56
37109 in Walnut	26
37120	61
37122	56
37122 in Walnut	51
37151	39
37152	48
37152 in Western Hemlock	39
37153	49
37176	16
37186	16
37214	56, 61
37222	51
37228	56
37228 in Sapele Mahogany	56
37244	10, 61
37435	25, 56
37444	26, 61
37444 in Oak	51

ITEM #	PAGE
37482	27, Back
37503 in Knotty Alder	63
37504	3, 26, Back
37504 in Okoume Mahogany	51
37508	73
37508 in White Oak	Front
37598	45
37635 in Hickory	44
37662	26, 39
37680	49
37944	17, 51
37982	50
49801 in Cherry	40
49802 in Oak	58
49812	29
49812 in Knotty Alder	28, 53
49815 in Knotty Alder	58
49822	63
49823	63
49824	58
49853 in Knotty Alder	63
49853 in Walnut	54, 63
49861	54
49865	26
49866	26

ITEM #	PAGE
49900	33, 35
49900 in Walnut	32
49908	33
49908 in Cherry	33
49920	33
49926 in Cherry	33, 63
49926 in Maple	33
49931	34
49932 in Sapele Mahogany	34
49941 in Sapele Mahogany	33
49955 in Sapele Mahogany	33
49965	58, 63
49966	34
70730	51, 71
70744	39, 60
70773	26
72010	56
77122 in Sapele Mahogany	51
77134 in Sapele Mahogany	57, Back
77144 in Nootka Cypress	39, 56
77504	4

ITEM #	PAGE
77508 in Nootka Cypress	51
77512 in Nootka Cypress	61
77512 in Sapele Mahogany	50
77598	56
77664	39, 51
77860	15
84642	42, 43, Back
88405 in Oak	47
88421	41
88424	47
88426	41
89812	35, 52
89815	28

Doors by Product Name

Shown in Douglas Fir unless noted.

ITEM #	PAGE
Bellaire®	45
California Poppy® II	39, 63
Colonial VIII	63
Empress® Alexandra	45, 65
Full Bloom®	45
Laredo I	63
Northwest Garden® II	39

ITEM #	PAGE
Pillar Point®	63
Prairiefield®	41
Quadrille	63
Santa Fe	63
Scottsdale Cactus™ II	39
Shelburne®	45
Solano® II	39
Solano® III	39
Stratford Abbey®	65
Stratford®	45, 65
Terrace Ridge®	41
Tudor II	65
Valencia™ II	39
Venetia®	47, 75
Windsor	47

Sidelights

Shown in Douglas Fir unless noted.

ITEM #	PAGE
1709 in Walnut	58
4322	45, 65
4575	45, 65
4586	65
4613	45
4614	45
6170	39
6171	36, 39
6175	39, 48, 56

ITEM #	PAGE
6175 in Oak	56
6181 in Knotty Alder	63
6185	39
6187	39
6425	75
6471 in Knotty Alder	63
6497	63
7701 in Sapele Mahogany	74
7703 in Knotty Alder	63
7810 in Walnut	33
7813	51
37213	51
37599	45
37663	26, 39
37681	49
37702	56
37703	50
37705	24, 60, Back
37802	50
37803 in Knotty Alder	63
37804	73
49910	33
77260	15
77599	56
77663	26, 51

ITEM #	PAGE
77802	4

Transoms

Shown in Douglas Fir unless noted.

ITEM #	PAGE
4733	75
4775	45
6787	39
7725	36
7741	54
7741 in Oak	26
7751	26, Back
7751 in Cherry	33
37723	50
37753	26
37753	51
37753 in Knotty Alder	63
37754	16
37755	50





70730
with v-grooves and UltraBlock® technology
© Photo: Margaret Rajic, Design: Credit: M House Development



682 Round Top, shown in White Oak © We're the Whites



182 Monster Barn Door
shown in White Oak
with v-grooves





720, shown in White Oak



37508, 37804 sidelights, with shaker sticking, custom layout and v-grooves



Featured Project: M House Development
Chicago, IL • @mousedevlopment

Simpson
Door Company



7002, 7701 sidelights, shown in Sapele Mahogany © Davis Photography



Top: 7001 Double, shown in Sapele Mahogany
 Bottom: 7230, shown in Sapele Mahogany with UltraBlock® technology © Davis Photography



6424 Venetia®, 6425 sidelights and 4733 transom, shown in Douglas Fir with UltraBlock® technology



© Chris Loves Julia



Simpson®
Door Company



INSPIRATION
at your door®

SIMPSONDOOR.COM
800.SIMPSON

400 Simpson Avenue,
McCleary, WA 98557



© Design: @evalarocqueinteriors and @riccostyle; Photo: @jesskettle



©2023 Simpson Door Company. All doors in the catalog are shown in Douglas fir unless otherwise noted. Catalog and door designs covered by copyright. Unless otherwise noted, all proprietary names are trademarks of Simpson. All rights reserved. January 2023. Reorder #9555